



A Student's Guide to Show My Homework

Part of Satchel One

satchel:
Together through education

How Show My Homework can help...

Keep your homework organised

See how much homework you have

Get reminders for when homework is due

Keep up to date when you're away from school

Message your teacher in private if you need help with your work

Remove the need to write your homework down before leaving class

Filter list by using key words in the search box

Search...

Past due

Reading Task

Hi all, Please read Act 3 of Romeo and Juliet before our lesson on Wednesday! We will be doing a very quick skim read in lesson and then starting on our task so it's ...
Flexible task for group **13x/En1** - English - Miss H. Chapple

Download our free app or
use on a desktop

Keep on top of your To-do List

Bacteria - Danger Zones!

Find out about the 'danger zone' (for temperatures) where bacteria can grow on food. Find out what the temperatures are for safe storage of food in a fridge and

Homework for group **13C/Fr1** - Food Technology - Miss H. Chapple

Your work is organised by due date

Poetry Quiz

Quiz for group **13A/Ma1** - English Literature - Miss H. Chapple

Stay updated when you're away from school

Next week

The Great Powers: Britain and Germany

Quiz on Britain and Germany in the early 20th century. You need to take the test 3 times please to get the best scorer you possibly can!

Quiz for group **13A/Ma1** - History - Miss H. Chapple

Tick off your work when it's done - so simple!

Later

Spanish Test

Spelling test for group **13B/Bs1** - Spanish - Miss H. Chapple

Calendar

View your homework in a more visual way via your calendar

Colour-coded tasks stretch across the calendar, allowing you to see your workload

Use the filters as needed and click 'School calendar' to see all homework across the school!

The screenshot shows the 'satchel:one' web application interface. On the left is a dark blue sidebar with a user profile for 'Stan' and a list of navigation links: 'To-do list', 'Calendar', 'Timetable', 'Gradebook', 'Behaviour', 'Notice board', 'My drive', 'Support', and 'Logout'. The main content area is titled 'Calendar' and has tabs for 'My calendar' and 'School calendar'. Below the tabs are five filter dropdowns: 'Select a year', 'Select a type', 'Select a subject', 'Select a teacher', and 'All classes'. A date range selector shows '30 Dec - 5 Jan' with navigation arrows. The calendar grid displays tasks as horizontal bars across days. A green bar for 'Spanish Test' spans from Monday to Friday. An orange bar for 'The Great Powers: Britain and Germany' spans from Thursday to Saturday. A legend titled 'Homework key' on the right identifies task types by color: Class Test (purple), Differentiated (blue), Flexible Task (pink), Homework (green), Quiz (orange), and Spelling Test (teal).

Calendar

Search for homework

EN

Stan
Account settings

To-do list

Calendar

Timetable

Gradebook

Behaviour

Notice board

My drive

Support

Logout

Calendar / Personal

My calendar School calendar

Select a year Select a type Select a subject Select a teacher All classes

30 Dec - 5 Jan

Monday 30th Dec	Tuesday 31st Dec	Wednesday 1st Jan	Thursday 2nd Jan	Friday 3rd Jan	Saturday 4th Jan	Sunday 5th Jan
Spanish Test 13B/Bs1 Spanish Miss H. Chapple						
			The Great Powers: Britain and Germany 13A/Ma1 History Miss H. Chapple			

Homework key

- Class Test
- Differentiated
- Flexible Task
- Homework
- Quiz
- Spelling Test



Make a Greek Theatre style mask 13B/Bs1

Description Results

Miss H. Chapple set this assignment for group 13B/Bs1 - Drama

Set on Mon 18 Nov Due on Mon 25 Nov

Task description

Research, design and make a mask in the style of those used in Greek theatre:

1. **Choose a character from Greek theatre or Greek mythology.** It might be a god, such as Aphrodite or Zeus, a creature like Medusa or the Minotaur, or a mortal, such as Hercules or Pandora. It might be a character from Greek literature, such as Oedipus or Antigone.
2. **Research** the character - especially what they might look like and what their **ruling emotion** might be - and also research what Greek theatre masks looked like.
3. **Make your mask.** You can choose what materials you use, such as plain mask from a hobby store, or a mask you make from papier-mache or modrock. Use colours to signify / symbolise aspects of their character or emotion. Add materials for hair or any other details you think are appropriate.
4. **Bring your mask to the drama lesson** (check the deadline) where you will use it to create a piece of drama, and it will be formally assessed.

Any questions, just go and speak to any of the drama teachers.

Please use the attached resources and web links!


Other information

- This homework will take approximately 4 hours
- Miss H. Chapple would like you to hand in this homework in class

Resources to help you

PDF Additional_Homework_Inform.pdf
Download

Web links




www.youtube.com/watch?v=... www.youtube.com/watch?v=... www.youtube.com/watch?v=... www.teachinghistory100.org...

Click on a task for more details

All the info you need from your teachers

Links and resources attached to help you

No more scribbling down homework notes!



Make a Greek Theatre style mask 13B/Bst

Description Results

Actions

Class submission

Grade
Distinction

Stan has received a grade of **Distinction** for 'Make a Greek Theatre style mask'.



Enter your comment below

0 / 1000

Post comment



Miss H. Chapple posted a comment:

Thanks Stan. Great work! I could see that you really understood the brief and put a lot of time and effort into this. Well done.

Dec 19th 2019 - 1:16pm



Miss H Chapple added a grade: **Distinction**

Dec 19th 2019 - 1:15pm



Miss H Chapple updated status: **submitted-late**

Dec 19th 2019 - 1:15pm



You posted a comment:

Will hand it in now! I have it with me. Be with you in a moment.

Dec 19th 2019 - 1:15pm



Miss H. Chapple posted a comment:

Hi Stan, I will be in school tomorrow afternoon? Thank you!

Dec 19th 2019 - 12:54pm



Miss H Chapple updated status: **not-submitted**

Dec 19th 2019 - 12:54pm

Send a message to your teacher

They can give support online or at school

Submit work online or in class; your teacher can decide

Upload documents, photos or share a written, essay style response

Teachers can mark your homework so you can see your grade instantly!

Submitting work online via the website

Journey of the Cheese Sandwich 13B/Bs1

[Description](#)[Results](#)[Submit](#)

Miss H. Chapple set this assignment for group 13B/Bs1 - Biology

Set on Mon 16 Mar **Due on Tue 17 Mar**

Task description

Task:

You must explain the journey of a cheese sandwich through your digestive system.

You can choose to explain your ideas through either:

- writing a story
- drawing a storyboard
- producing a power-point presentation

Top tips:

- Describe what happens in each organ of the digestive system
- Consider which food groups are in a cheese sandwich
- Explain where the different food groups are digested according to the enzymes produced. Include the products of digestion

Suggested keywords: absorption, amino acids, amylase, anus, assimilation, bile, carbohydrate, carbohydrase, catalyse, chemical, denaturation, digestion, dissolve, emulsification, enzyme, fatty acids, hydrochloric acid, gallbladder, glycerol, large intestine, lipase, lipid, liver, maltose, mouth, neutralise, oesophagus, optimum, pH, pancreas, peristalsis, physical/mechanical, protease, protein, rectum, saliva, small intestine, starch, stomach, teeth, tongue

For more information, please see the attached document.

Upload your work via SMHW if it's written or in a PowerPoint format; if it's a storyboard please photograph / scan it and upload it.

Thanks!


Other information

- Miss H. Chapple would like you to hand in this homework online via Show My Homework

Resources to help you

DOCX Additional_Homework_Infor.docx
Download

Web links


www.youtube.com/watch?v=...

Journey of the Cheese Sandwich 13B/Bs1

[Description](#)[Results](#)[Submit](#)

Online homework submission

Journey of the Cheese Sandwich

.....

Upload files by dropping them here (25MB)

[Add attachments](#)

Attach from...

- Computer
- Google Drive
- Dropbox
- OneDrive

Submit assignment to teacher **Save as draft & continue later**

Online submission

Grading

Your work has been submitted.

Enter your comment below

0 / 1000

Post comment

Stan Ackton submitted the following:
[stan_ackton_13b_bs1_202003.pdf](#)
Mar 16th 2020 - 10:42am

Stan Ackton submitted the following:
[stan_ackton_13b_bs1_202003.gdoc](#)
Mar 16th 2020 - 10:05am

The Gradebook

See all homework, submission statuses, grades and comments in one place

Gradebook

Home / Gradebook

Select a class

Select a teacher

Select a status

Homework search

88

View the submission status and grades for your homework tasks

Due on	Homework	Subject	Status	Grade	
02/10/2019	Instruments of the Orchestra	Music (Demo Custom Class)	Submitted late		Results
27/09/2019	Body Language Quiz	Drama (Demo Custom Class)	Submitted late		Results
18/09/2019	Drama vocabulary test 1 - serious fun	Drama (Demo Custom Class)	Submitted	100%	Results
12/09/2019	Key Theatre roles, stage shape and Stage positioning	Drama (Demo Custom Class)	Submitted	82%	Results
07/09/2019	Tectonic Activity quiz	Geography (Demo Custom Class)	Submitted late	36%	Results
06/09/2019	Instruments of the Orchestra	Music (12R/Rc3)	Submitted	90%	Results
12/09/2019	A Midsummer Night's Dream Character Studies	English (Demo Custom Class)	Submitted		Results
06/09/2019	The Blues	Music (Demo Custom Class)			Results
09/09/2019	Jealousy in Shakespeare's Othello	English (Demo Custom Class)	Submitted	Green	Results
25/09/2019	Blood Brothers - Potential Ending	Drama (Demo Custom Class)	Submitted late	A	Results
04/10/2019	Individual Listening Exercise	Music (13B/Bs1)	Submitted		Results

Notice Board

Keep track of school announcements and events via the Notice Board

Search for homework

EN

Notice Board

December 2019

<

>

This month

● Announcement

● Event

Monday	Tuesday	Wednesday	Thursday	Friday	Saturday	Sunday
25	1	2	3	4	5	6
2						
9	1	10	11	12	13	14
16	17	18	19	20	21	22
23	24	25	26	27	28	29
30	31	1	2	3	4	5

Notice Board

< Back

10

Tuesday

Snow day
The school will remain close today due to heavy snow. Students will be able to access their homework online as normal

Posted by Mrs A Bolts to Whole School. Category: School closure.



Stan

[Account settings](#)[To-do list](#)[Calendar](#)[Timetable](#)[Gradebook](#)[Behaviour](#)[Notice board](#)[My drive](#)[Support](#)[Logout](#)

Account settings

[My details](#)

My details

First name

Stan

Last name

Ackton

Email

10723388@csmhw.com

Username

studentdemo

[Save changes](#)

Mobile number

Country code ▼

Mobile number

[Save changes](#)

Change your password

New password

New password

New password Confirmation

New password Confirmation

[Change password](#)

🔔 Manage notifications

Email notifications

- ☒ Task published
- ☒ After school task reminder
- ☐ Before school task reminder
- ☒ Tasks marked as not submitted
- ☒ Comments
- ☒ Notices
- ☒ Grade added
- ☒ Behaviour points and badges
- ☐ Daily digest
- ☒ Weekly digest

Stan Ackton



My classes

[View a full list of all your classes](#)

Add homework to my personal calendar

View your homework calendar on the go, sync with your personal calendar to see homework details and deadlines

[iCal calendar](#)

My Parent Code

Use this code to invite up to 5 guardians to view your account

[Show code](#)

Manage your account settings

Change notification settings and passwords

Sync your homework to your calendar and access your parent code

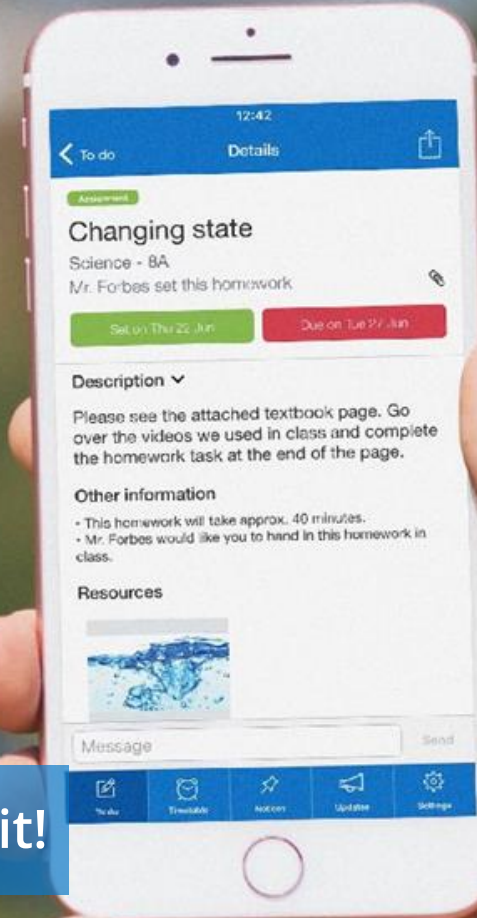
Parent / guardian access

Parents / guardians can use the website and app too

They can view your To-do List and task info any time

Allows parents / guardians to offer support and guidance

Demonstrate your independent study skills - they will love it!



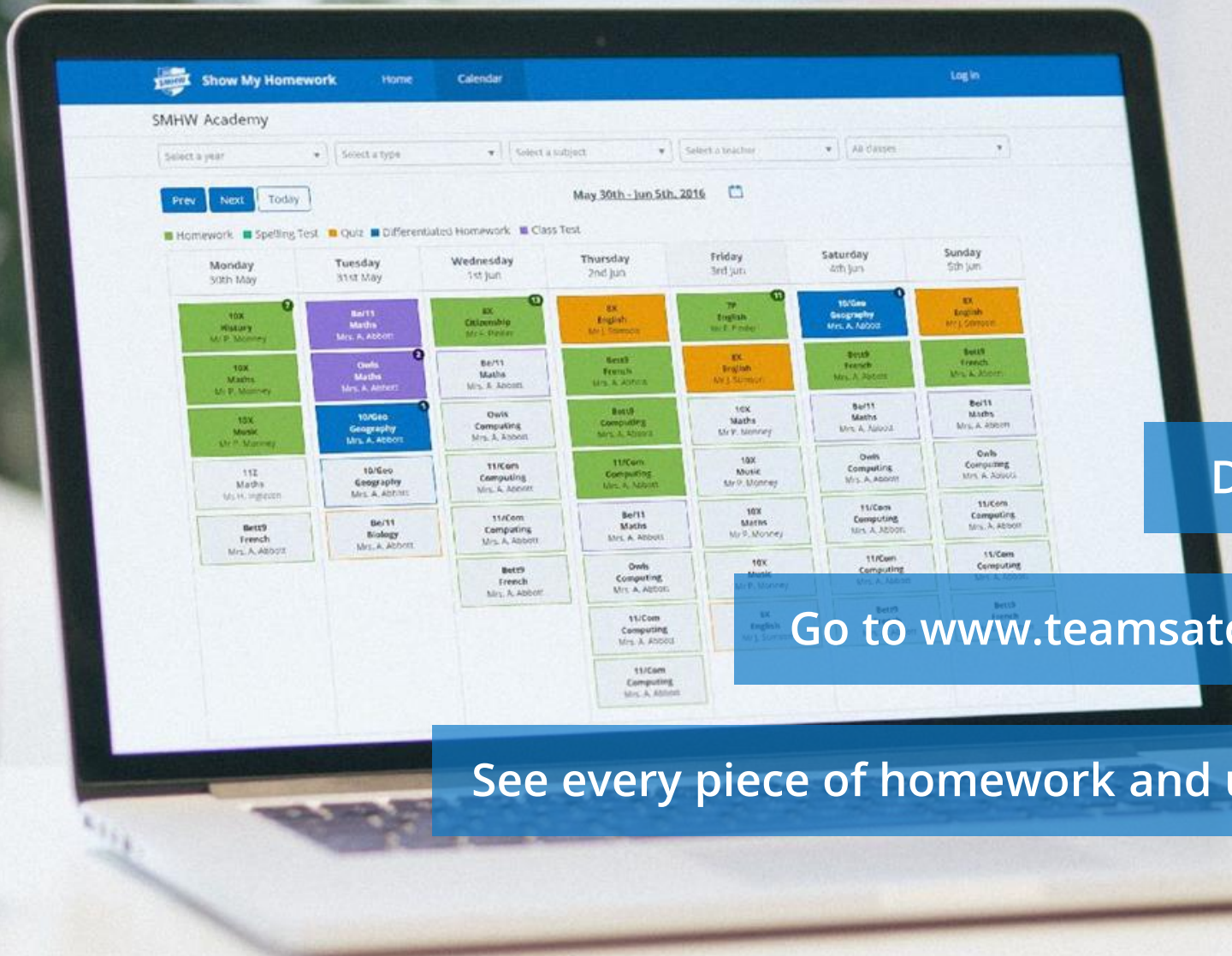
School Calendar

Can't access your account?

Don't worry - we have a backup plan

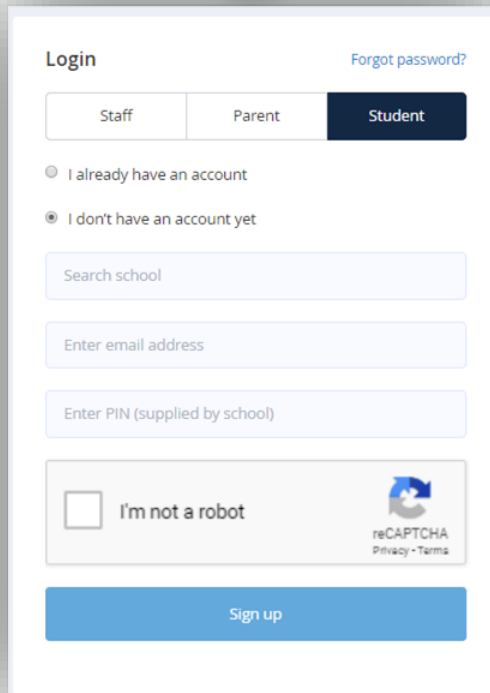
Go to www.teamsatchel.com and search for your school

See every piece of homework and use the filters to find what you need!



Getting started - PIN

1



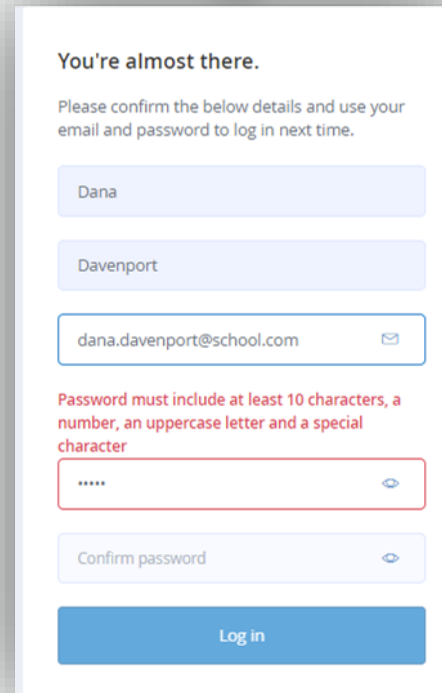
The screenshot shows a login page with three tabs: 'Staff', 'Parent', and 'Student'. The 'Student' tab is selected. Below the tabs, there are two radio buttons: 'I already have an account' and 'I don't have an account yet'. The 'I don't have an account yet' option is selected. Below these are three input fields: 'Search school', 'Enter email address', and 'Enter PIN (supplied by school)'. At the bottom, there is a reCAPTCHA box with the text 'I'm not a robot' and a 'Sign up' button.

Click the 'Student' tab and then choose 'I **don't** have an account yet'.

Enter your school, email address and the PIN that was given to you by your school (*not the Parent Code*).

Tick the Captcha box and click 'Sign up'.

2

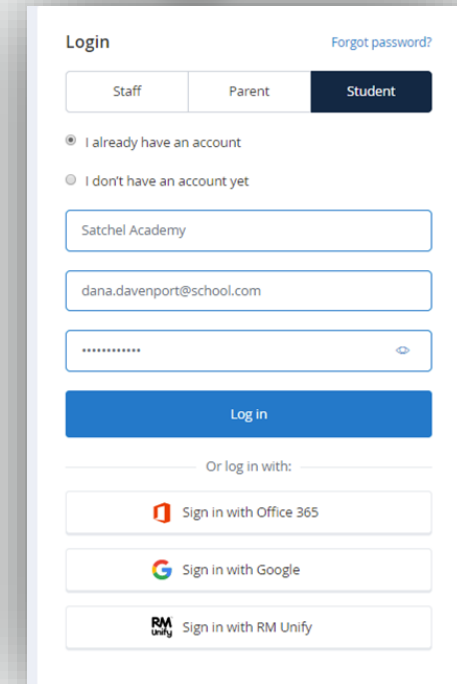


The screenshot shows a confirmation page titled 'You're almost there.' It asks the user to confirm their details and use their email and password to log in next time. The fields shown are: 'Dana' (name), 'Davenport' (school), 'dana.davenport@school.com' (email), and a password field with a red border and a warning message: 'Password must include at least 10 characters, a number, an uppercase letter and a special character'. Below the password field is a 'Confirm password' field. At the bottom is a 'Log in' button.

Confirm the below details and then choose your password.

Confirm your password and click 'Log in'.

3



The screenshot shows the login page with the 'Student' tab selected. Below the tabs, there are two radio buttons: 'I already have an account' and 'I don't have an account yet'. The 'I already have an account' option is selected. Below these are three input fields: 'Satchel Academy' (school), 'dana.davenport@school.com' (email), and a password field. At the bottom is a 'Log in' button. Below the 'Log in' button, there is a section 'Or log in with:' with three options: 'Sign in with Office 365', 'Sign in with Google', and 'Sign in with RM Unify'.

You will now be able to login with your email and chosen password from the 'Student' tab by choosing 'I **already** have an account'.

Getting started - Single Sign On

Login [Forgot password?](#)

Staff Parent **Student**

☒ I already have an account
☐ I don't have an account yet

Search school

Enter email address or username

Enter password

Log in

Or log in with:

- Sign in with Office 365
- Sign in with Google
- Sign in with RM Unify

Click the 'Student' tab and then choose 'I **already** have an account'.

Choose the appropriate SSO option for your school and fill in your details accordingly to access your account.

Downloading the app



Please download the Show My Homework app to receive push notifications and manage your homework on the go!

Support

A group of people, including students and staff, are working in a modern office environment. They are seated at desks with multiple computer monitors, some wearing headsets, suggesting a customer support or technical assistance team. The office has large windows in the background, providing natural light. The overall atmosphere is professional and collaborative.

Unlimited support for teachers, students and their parents from our highly skilled team of experts.

help.showmyhomework.co.uk/ContactUs

satchel:

Together through education

www.teamsatchel.com

